
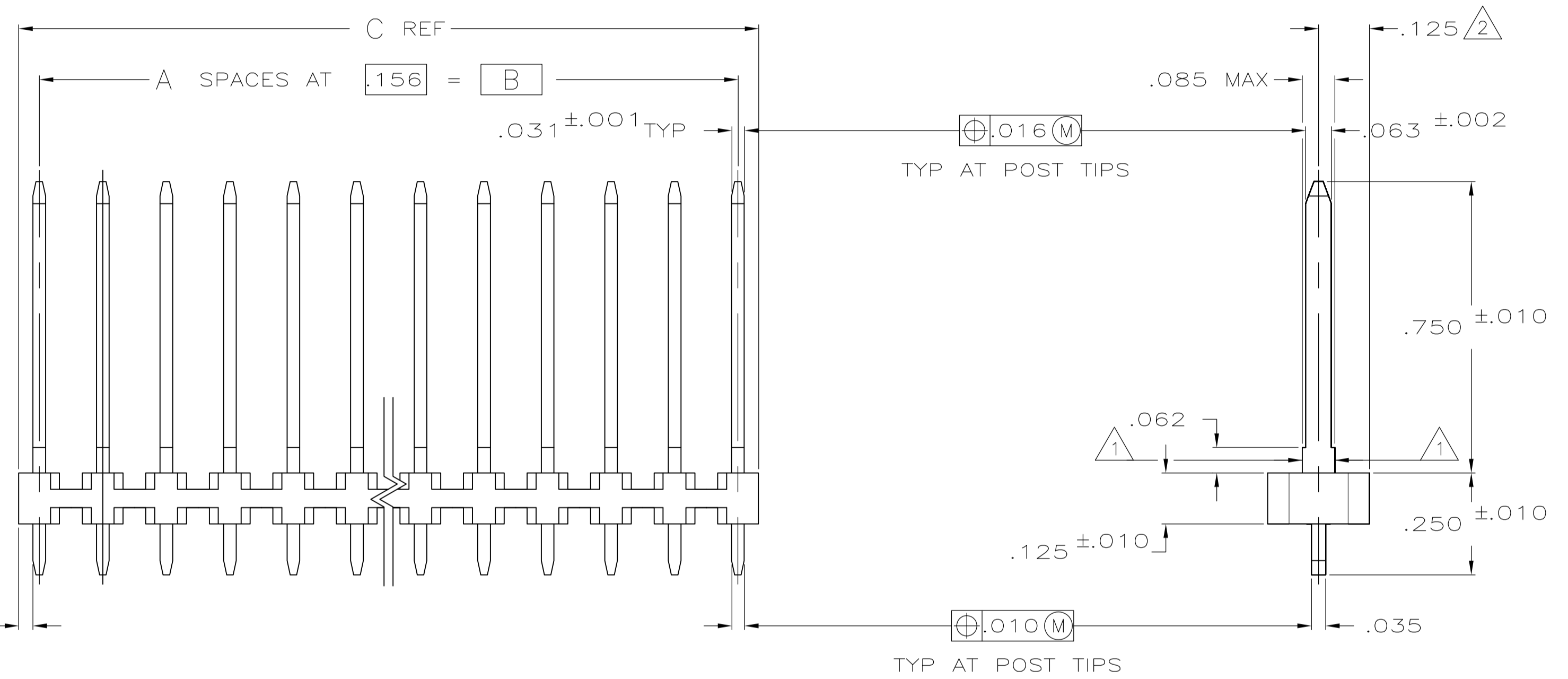
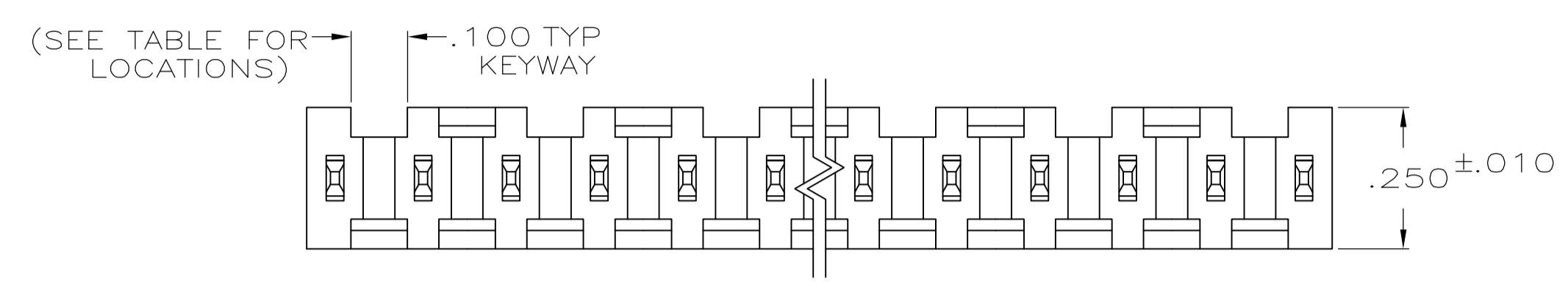


- 1 THESE SURFACES WILL NOT BE PLATED
- 2 THE NOTED DIMENSIONS APPLY AT THE INTERSECTION OF THE POST AND THE HOUSING HOUSING
- 3 FLAME RETARDANT THERMOPLASTIC, COLOR-BLACK POST: BRASS
- 4 .000100-.000200 TIN-LEAD OVER .000030 NICKEL
- 5 .000100-.000200 MATTE TIN OVER .000030 NICKEL
- 6 ROHS 2002/95/EC COMPLIANT



KEYWAY LOCATIONS (REF-SEE TABLE)
 (MATING LENGTH OF POST ON NEAR SIDE)
 SCALE: 2:1

RECOMMENDED HOLE LAYOUT

FINISH	KEYWAY LOCATIONS	NO OF KEYWAY	C	B	A	NO OF POSN	ASSEMBLY PART NUMBER
	A,C,E,H,K,M,Q,S,U,W,Y	11	3.855	3.744	24	25	7-85875-5
	A,C,E,G,J,L,N,Q,S,U,W,Y	12	3.699	3.588	23	24	7-85875-4
	A,C,E,G,J,L,N,Q,S,U,W	11	3.387	3.276	21	22	7-85875-3
	A,D,G,K,N,R,U	7	3.231	3.120	20	21	7-85875-2
	A,C,E,G,J,L,N,Q,S,U	10	3.075	2.964	19	20	7-85875-1
	B,D,F,J,L,N,Q,S	8	2.919	2.808	18	19	7-85875-0
	A,D,F,J,M,P,S	7	2.763	2.652	17	18	6-85875-9
	A,D,G,K,N,R	6	2.607	2.496	16	17	6-85875-8
	A,C,E,G,J,L,N,Q	8	2.451	2.340	15	16	6-85875-7
	A,D,G,K,N	5	2.295	2.184	14	15	6-85875-6
	A,C,E,G,J,L,N	7	2.139	2.028	13	14	6-85875-5
	A,D,J,M	4	1.983	1.872	12	13	6-85875-4
	A,D,G,K	4	1.671	1.560	10	11	6-85875-3
	A,C,E,G,J	5	1.515	1.404	9	10	6-85875-2
	A,C,E,G	4	1.203	1.092	7	8	6-85875-1
	A,C,E	3	1.047	.936	6	7	6-85875-0
	A,C,E	3	.891	.780	5	6	5-85875-9
	A	1	.423	.312	2	3	5-85875-8
	A	1	.267	.156	1	2	5-85875-7
	NONE	NONE	.111	-	-	1	5-85875-6
	A,D,G,K,N,R,U,X	8	3.543	3.432	22	23	5-85875-5
	A,C,E,G,J,L	2	1.827	1.716	11	12	5-85875-4
	A,D,G	3	1.359	1.248	8	9	5-85875-3
	A,D	2	.735	.624	4	5	5-85875-2
	A,C	2	.579	.468	3	4	5-85875-1
OBSOLETE	NONE	NONE	5.415	5.304	34	35	3-85875-5
OBSOLETE	NONE	NONE	5.259	5.148	33	34	3-85875-4
OBSOLETE	NONE	NONE	5.103	4.992	32	33	3-85875-3
OBSOLETE	NONE	NONE	4.947	4.836	31	32	3-85875-2
OBSOLETE	NONE	NONE	4.791	4.680	30	31	3-85875-1
OBSOLETE	NONE	NONE	4.635	4.524	29	30	3-85875-0
OBSOLETE	NONE	NONE	4.479	4.368	28	29	2-85875-9
OBSOLETE	NONE	NONE	4.323	4.212	27	28	2-85875-8
OBSOLETE	NONE	NONE	4.167	4.056	26	27	2-85875-7
OBSOLETE	NONE	NONE	4.011	3.900	25	26	2-85875-6
	A,C,E,H,K,M,Q,S,U,W,Y	11	3.855	3.744	24	25	2-85875-5
	A,C,E,G,J,L,N,Q,S,U,W,Y	12	3.699	3.588	23	24	2-85875-4
	A,C,E,G,J,L,N,Q,S,U,W	11	3.387	3.276	21	22	2-85875-3
	A,D,G,K,N,R,U	7	3.231	3.120	20	21	2-85875-2
	A,C,E,G,J,L,N,Q,S,U	10	3.075	2.964	19	20	2-85875-1
	B,D,F,J,L,N,Q,S	8	2.919	2.808	18	19	2-85875-0
	A,D,F,J,M,P,S	7	2.763	2.652	17	18	1-85875-9
	A,D,G,K,N,R	6	2.607	2.496	16	17	1-85875-8
	A,C,E,G,J,L,N,Q	8	2.451	2.340	15	16	1-85875-7
	A,D,G,K,N	5	2.295	2.184	14	15	1-85875-6
	A,C,E,G,J,L,N	7	2.139	2.028	13	14	1-85875-5
	A,D,J,M	4	1.983	1.872	12	13	1-85875-4
	A,D,G,K	4	1.671	1.560	10	11	1-85875-3
	A,C,E,G,J	5	1.515	1.404	9	10	1-85875-2
	A,C,E,G	4	1.203	1.092	7	8	1-85875-1
	A,C,E	3	1.047	.936	6	7	1-85875-0
	A,C,E	3	.891	.780	5	6	85875-9
	A	1	.423	.312	2	3	85875-8
	A	1	.267	.156	1	2	85875-7
	NONE	NONE	.111	-	-	1	85875-6
	A,D,G,K,N,R,U,X	8	3.543	3.432	22	23	85875-5
	A,C,E,G,J,L	2	1.827	1.716	11	12	85875-4
	A,D,G	3	1.359	1.248	8	9	85875-3
	A,D	2	.735	.624	4	5	85875-2
	A,C	2	.579	.468	3	4	85875-1

THIS DRAWING IS A CONTROLLED DOCUMENT. DIMENSIONS: INCHES. TOLERANCES UNLESS OTHERWISE SPECIFIED: 0 PLC ± .005, 1 PLC ± .005, 2 PLC ± .005, 3 PLC ± .005, 4 PLC ± .005, ANGLES ± .005. MATERIAL: 3. FINISH: SEE TABLE. THIS DRAWING IS A CONTROLLED DOCUMENT. DWN: L.A.MAYER 3-16-87. CHK: F.B.HURBEN 3-18-87. APVD: NAME. Tyco Electronics Corporation, Harrisburg, PA 17105-3608. PRODUCT SPEC: 108-25016. APPLICATION SPEC: .156. SIZE: A1. CAGE CODE: 00779. DRAWING NO: 85875. WEIGHT: -. RESTRICTED TO: CUSTOMER DRAWING. SCALE: 4:1. SHEET: 1 OF 1. REV: AE3.